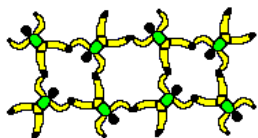


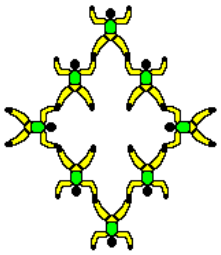
**J** Springbok



(1,6,11,16,21,26,31)

The diagram shows a rectangular formation of 7 dancers. The top and bottom rows each have 3 dancers, and the middle row has 1 dancer in the center. The dancers are connected in a grid pattern.

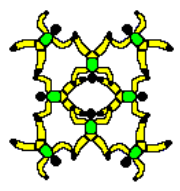
**D** Hope Diamond



(5,10,15,20,25,30,35)

The diagram shows a diamond-shaped formation of 7 dancers. There are 2 dancers in the top row, 3 in the middle row, and 2 in the bottom row. The dancers are connected in a diamond pattern.

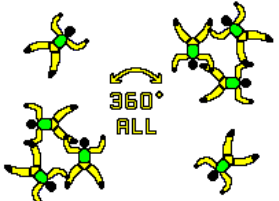
**8** Frisbee



(2,7,12,17,22,27,32)

The diagram shows a square formation of 7 dancers. There are 2 dancers on each side, with one dancer in the center. The dancers are connected in a square pattern.

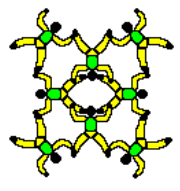
(inter)



360°  
ALL

The diagram illustrates a 360-degree rotation of the Frisbee formation. It shows the formation in two positions, with a curved arrow indicating a full rotation. The text "360° ALL" is written in the center.

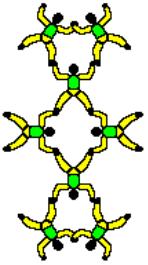
Frisbee



(3,8,13,18,23,28,33)

The diagram shows a square formation of 7 dancers. There are 3 dancers on each side, with one dancer in the center. The dancers are connected in a square pattern.

**C** Hour Glass



(4,9,14,19,24,29,34)

The diagram shows an hourglass-shaped formation of 7 dancers. There are 2 dancers in the top row, 3 in the middle row, and 2 in the bottom row. The dancers are connected in an hourglass pattern.